



ಬೃಹತ್ ಬೆಂಗಳೂರು ಮಹಾನಗರ ಪಾಲಿಕೆ
Bruhat Bengaluru Mahanagara Palike



BBMP COVID-19 WAR ROOM 15.09.2021



ABSTRACT OF COVID-19 CASES IN BENGALURU

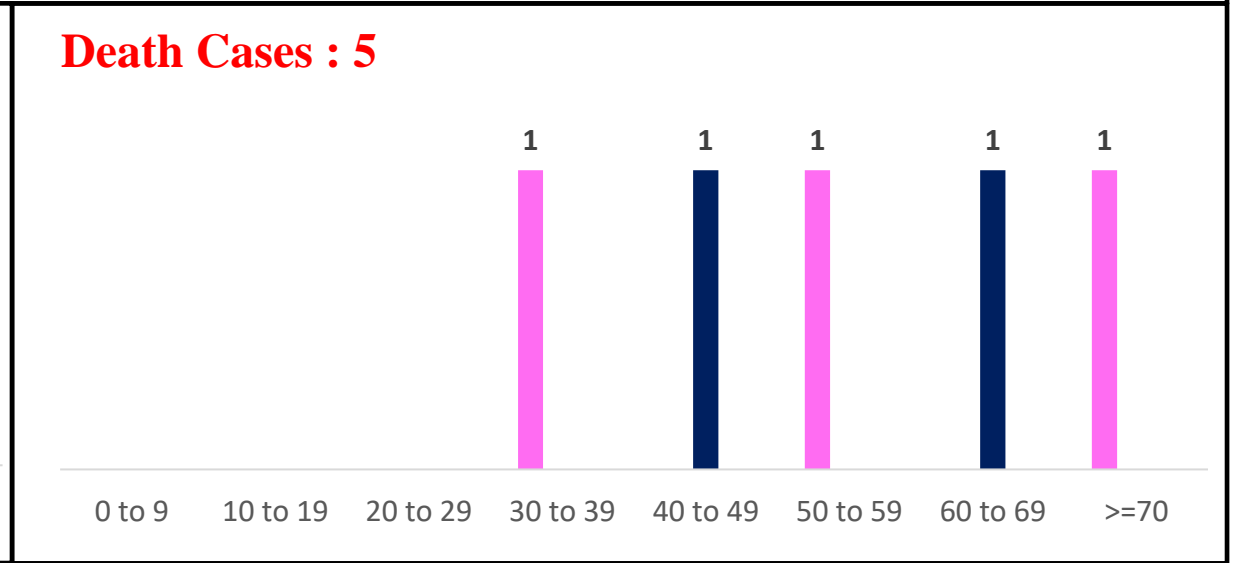
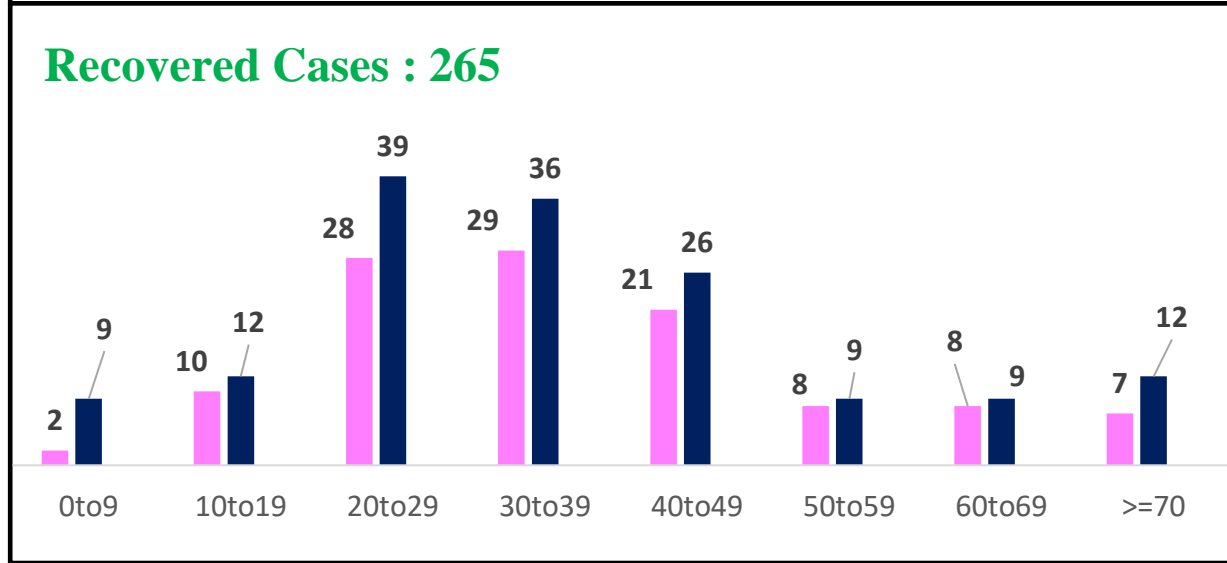
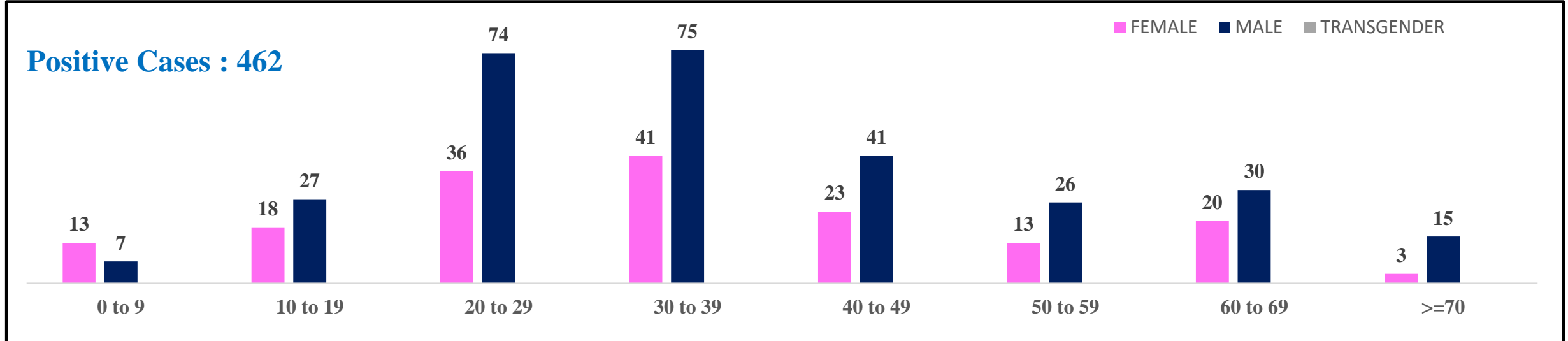


	MALE	FEMALE	TRANSGENDER	MALE	FEMALE	TRANSGENDER	TOTAL	
	Last 24 Hours	Last 24 Hours	Last 24 Hours	Cumulative	Cumulative	Cumulative	Last 24 Hours	Cumulative
Positive Cases	295	167	0	7,42,300	4,99,878	154	462	12,42,332
Recovered Cases	152	113	0	7,28,613	4,90,179	146	265	12,18,938
Death Cases	2	3	0	10,168	5,894	4	5*	16,066
Total Tests Done	In Last 24 hrs : 59,977					Cumulative : 1,93,38,932		
ACTIVE CASES						7,328		

*Covid deaths occurred today : 00 | Covid deaths occurred beyond last 24 hrs., reported today : 05



LAST 24 HOURS AGE GROUP AND GENDER WISE DISTRIBUTION





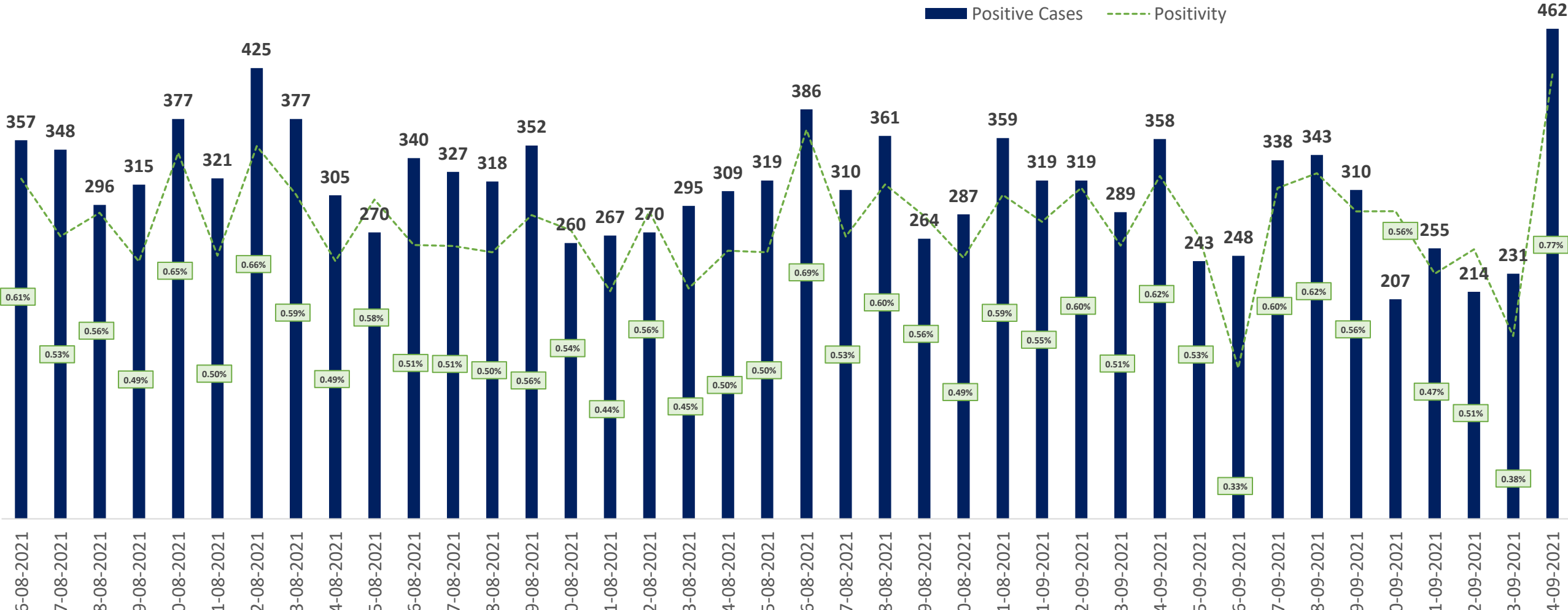
SNAPSHOT OF BENGALURU COVID-19 CASES IN LAST 8 WEEKS



	21-07-2021 To 27-07-2021	28-07-2021 To 03-08-2021	04-08-2021 To 10-08-2021	11-08-2021 To 17-08-2021	18-08-2021 To 24-08-2021	25-08-2021 To 31-08-2021	01-09-2021 To 07-09-2021	08-09-2021 To 14-09-2021
Total Positive Cases	2,731	2,969	2,548	2,365	2,071	2,286	2,114	2,022
Total Recovered Cases	4,021	2,387	2,936	2,705	2,740	1,932	2,513	1,788
Total Death Cases	29	53	27	30	20	27	40	25
Case Fatality Rate	1.06%	1.79%	1.06%	1.27%	0.97%	1.18%	1.89%	1.24%
Total Tests Conducted	4,09,133	4,29,504	4,29,948	4,31,880	4,10,291	4,04,959	4,04,279	3,64,912
Positivity Rate	0.67%	0.69%	0.59%	0.55%	0.50%	0.56%	0.52%	0.55%

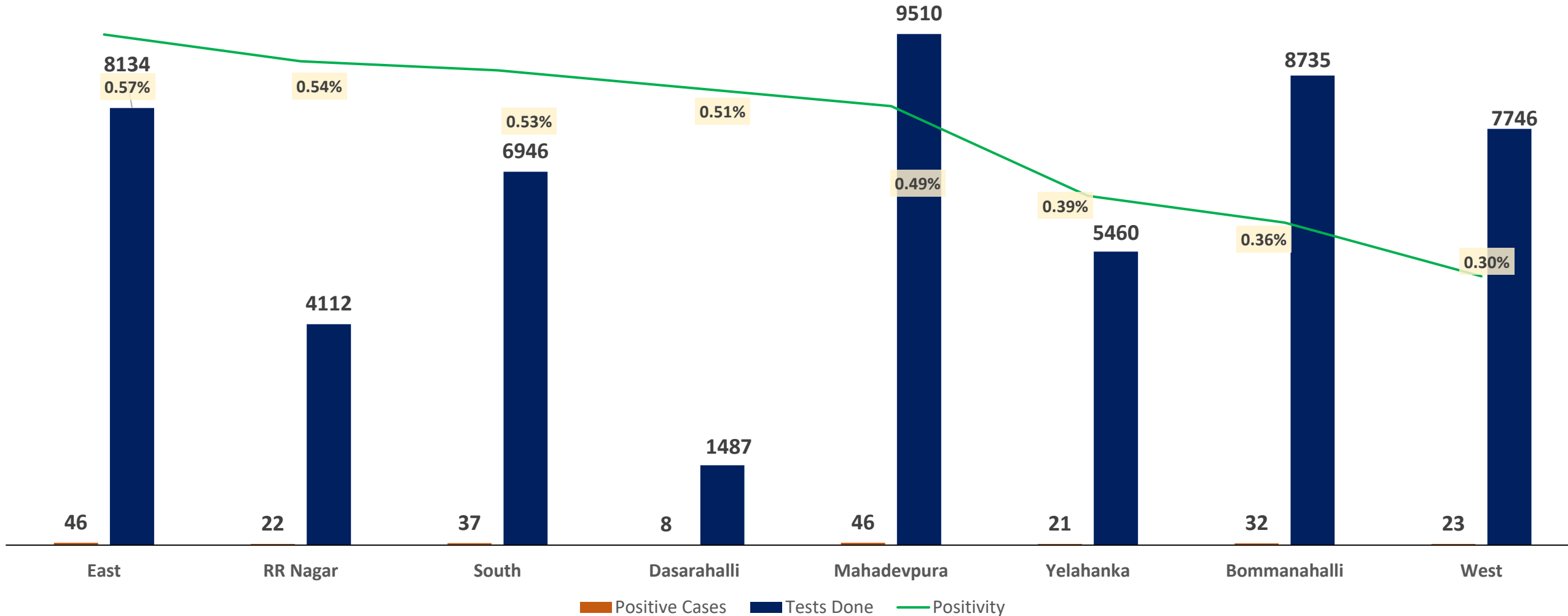


POSITIVITY RATE OF BENGALURU – LAST 40 DAYS



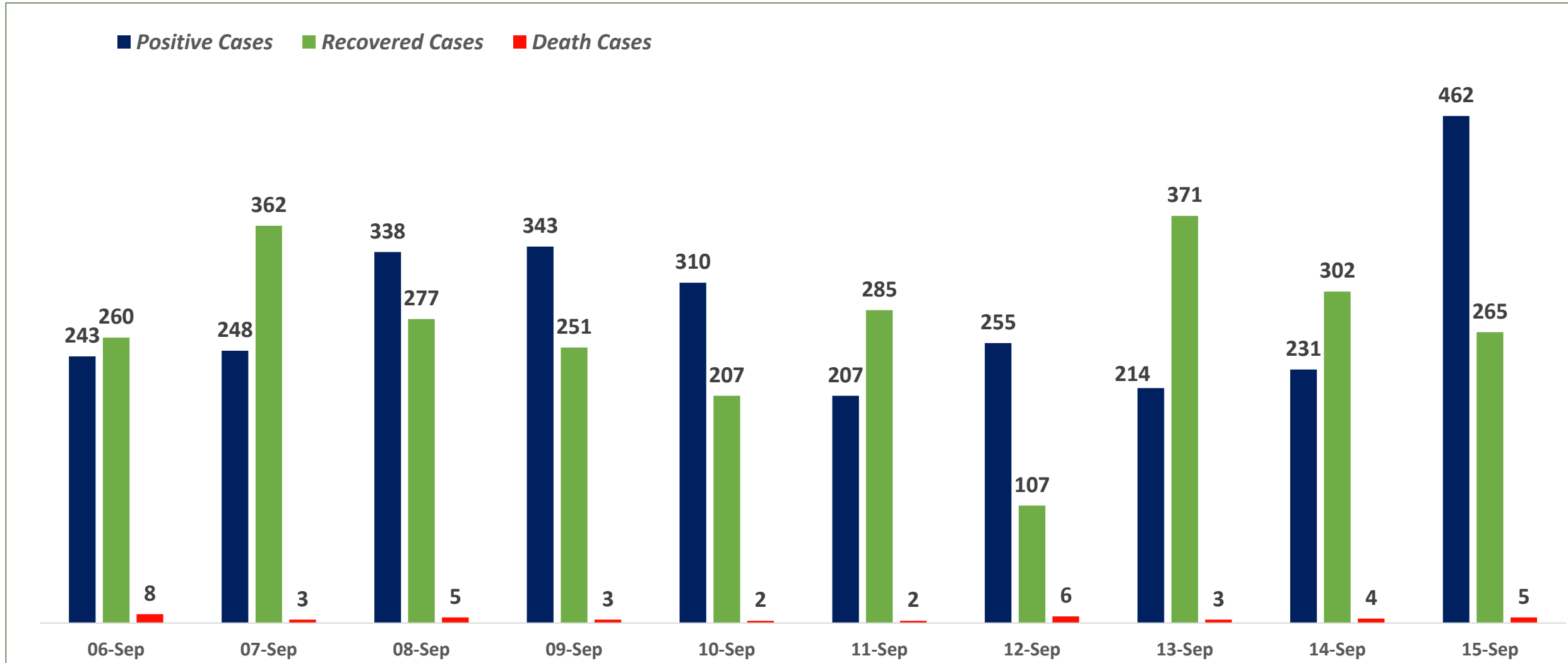


ZONE WISE AVERAGE POSITIVITY TREND FOR LAST WEEK





SNAPSHOT OF POSITIVE, RECOVERED AND DEATH CASES OVER LAST 10 DAYS ACROSS BBMP ZONES

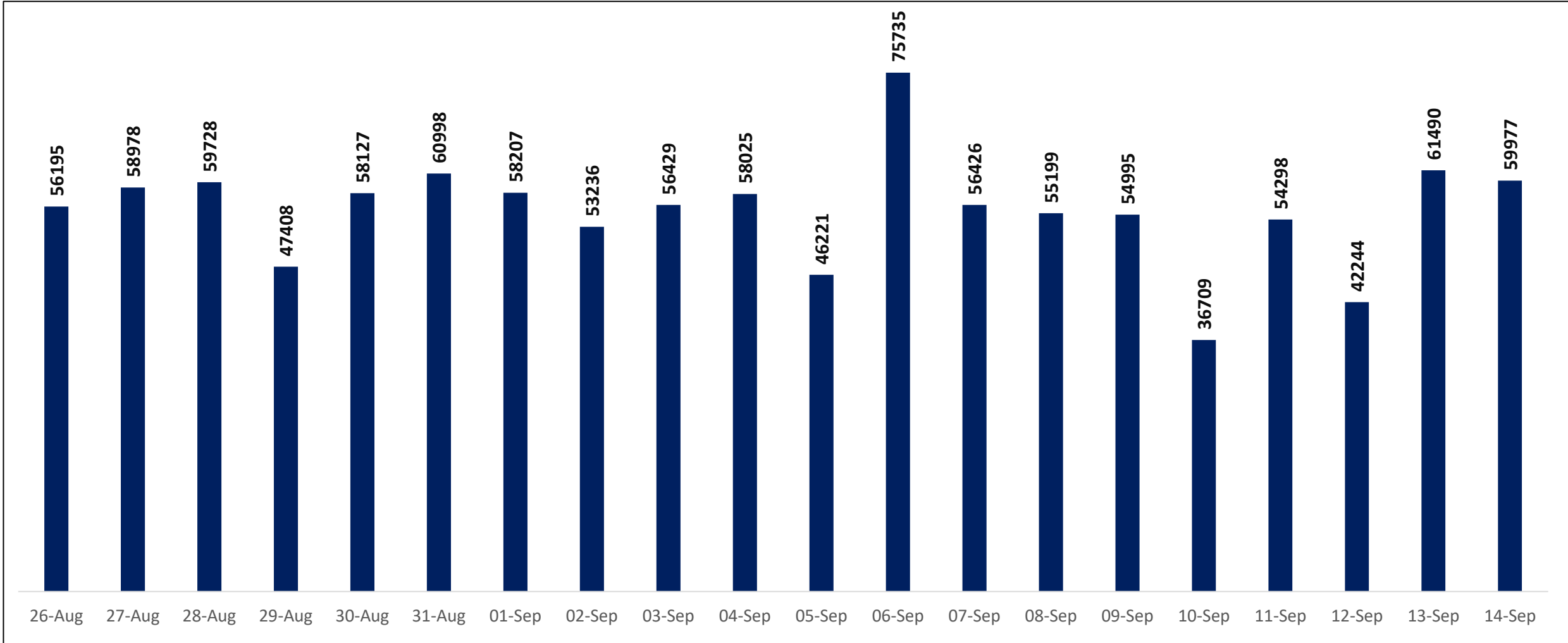




TESTING TRENDS IN BENGALURU

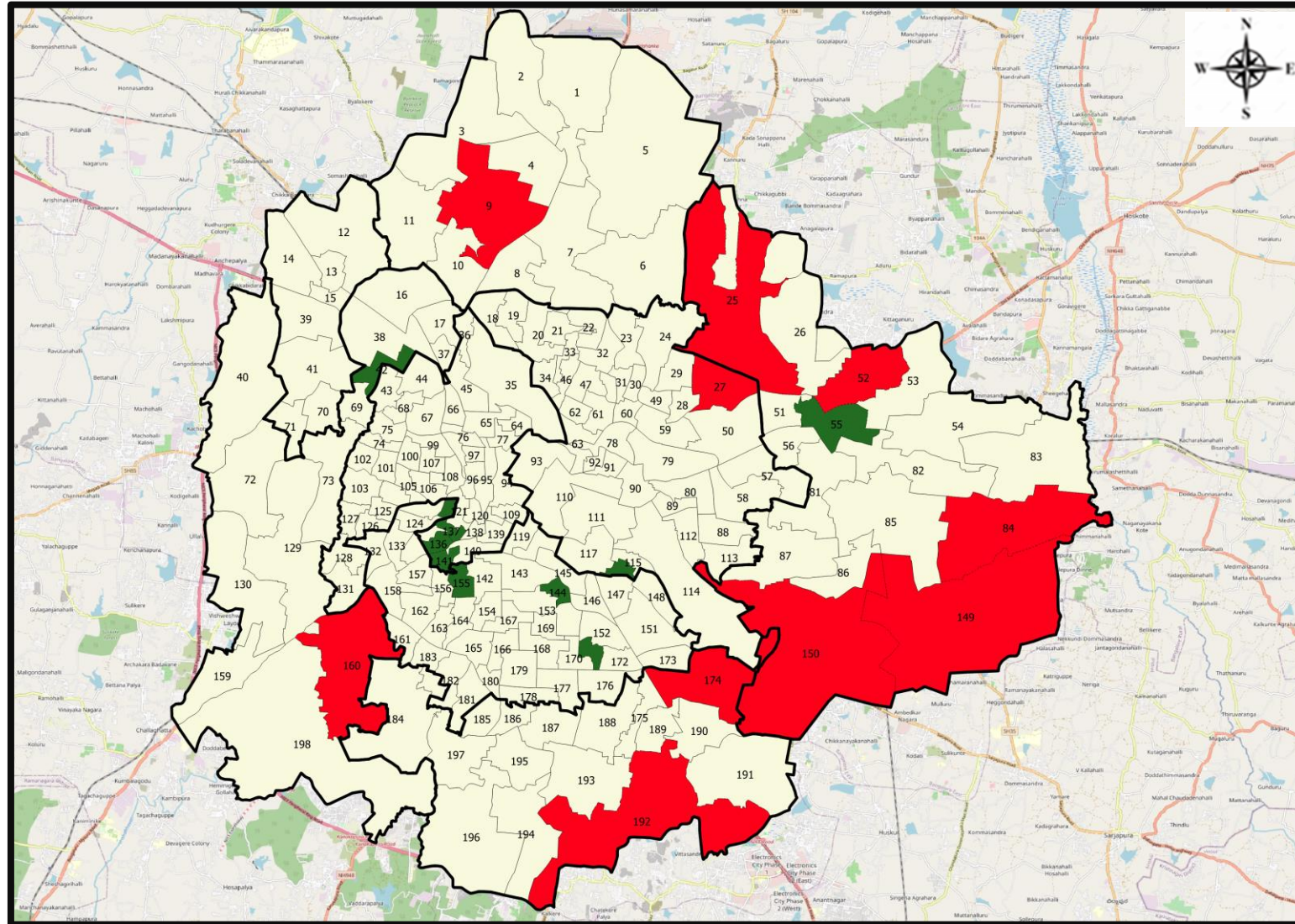


Total Test Conducted Till Date	Test Conducted Last 24 hours
1,93,38,932	59,977





BENGALURU URBAN MAP SHOWING TREND OF POSITIVE CASES IN LAST 10 DAYS



Top 10 wards reporting highest number of positive cases in last 10 days

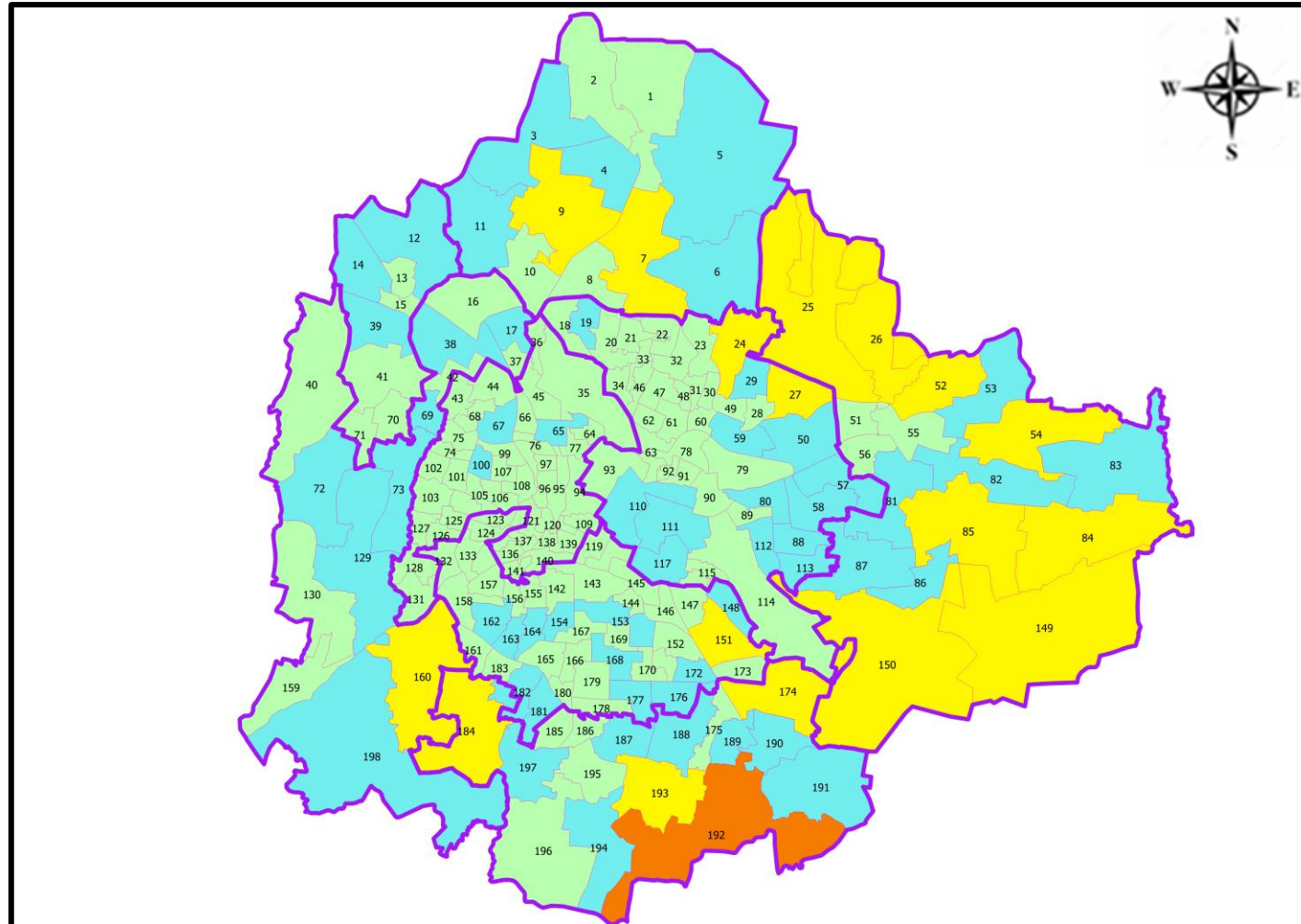
Ward No.	Ward Name	Daily Cases Average
192	Begur	5
150	Bellanduru	5
25	Horamavu	5
160	Rajarajeshwari Nagar	5
149	Varthuru	5
174	HSR Layout	5
27	Banasavadi	4
84	Hagadur	4
9	Vidyaranyapura	4
52	K R Pura	4







Top 10 wards reporting least number of positive cases in last 10 days

Ward No.	Ward Name	Daily Cases Average
144	Siddapura	0
155	Hanumanth Nagar	0
171	Gurappanapalya	0
42	Lakshmi Devi Nagar	0
55	Devasandra	0
116	Nilasandra	0
122	Kempapura Agrahara	0
136	Jagajivanram Nagar	0
137	Rayapura	0
141	Azad Nagar	0



BENGALURU MAP SHOWING INTENSITY OF POSITIVE CASES IN LAST 10 DAYS



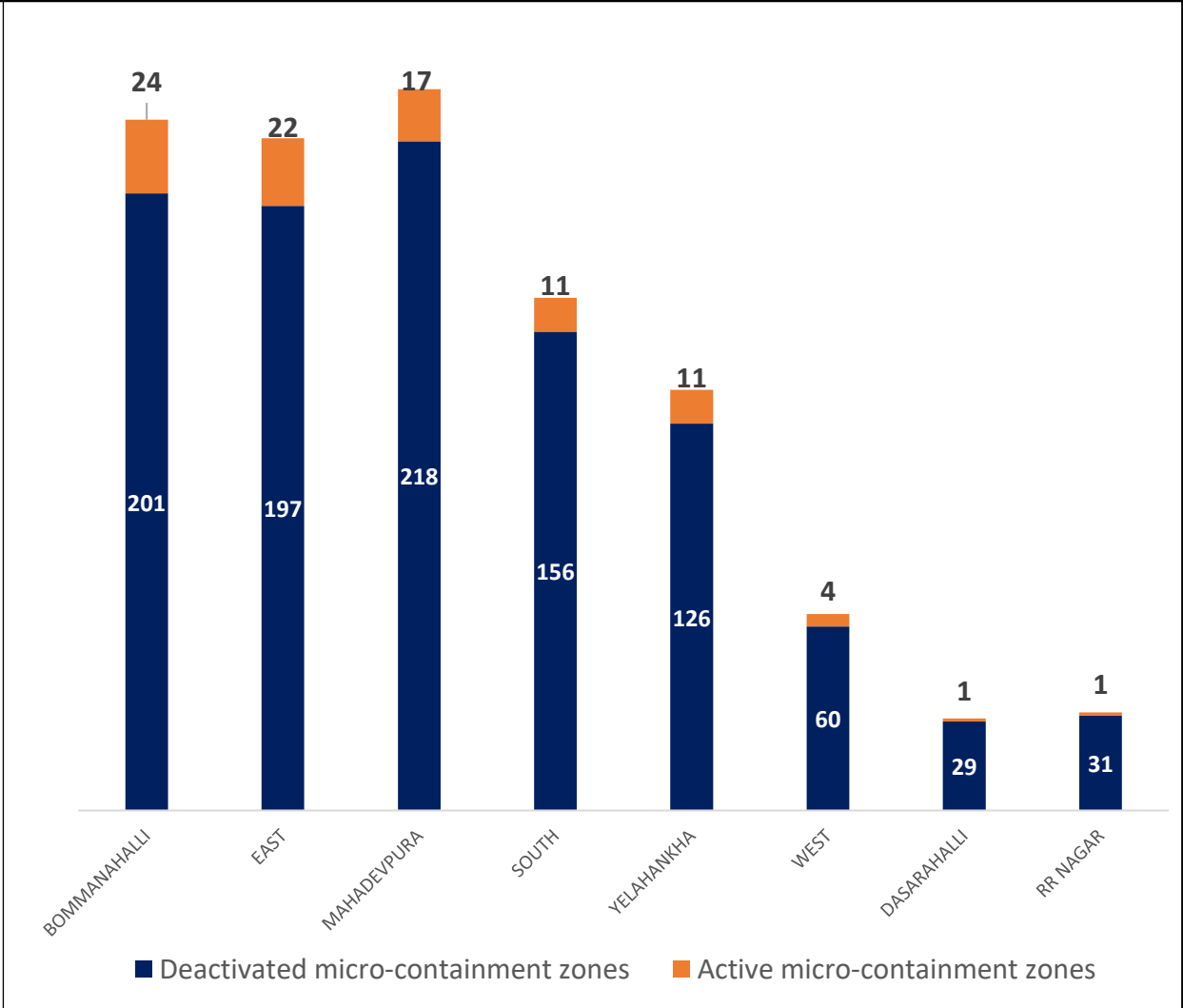
-  **Level 1 : 0 to 10 Cases**
-  **Level 2 : 10 to 25 Cases**
-  **Level 3 : 25 to 50 Cases**
-  **Level 4 : 50 to 100 Cases**
-  **Level 5 : Above 100 Cases**
-  **Zone Boundaries**



CONTAINMENT ZONE DETAILS

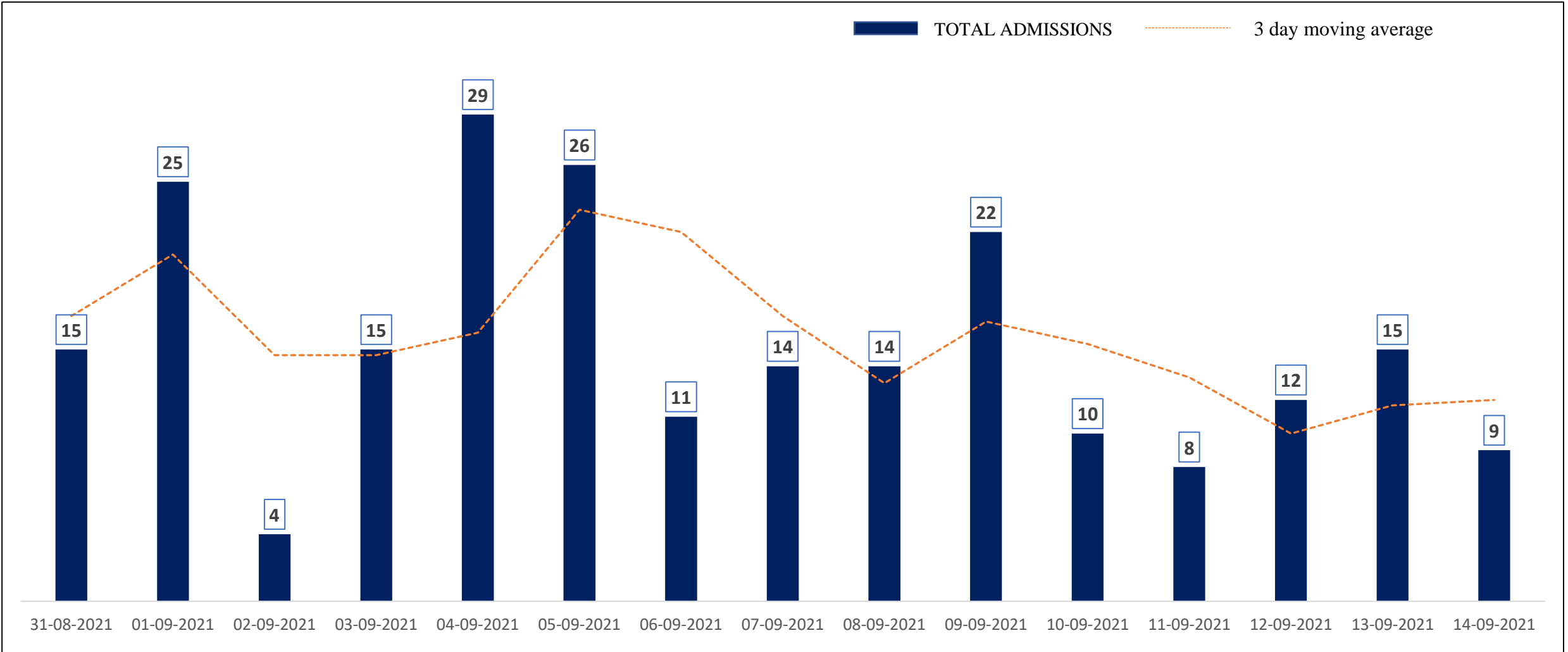


ZONE	TOTAL DECLARED	TOTAL DEACTIVATED	TOTAL ACTIVE
BOMMANAHALLI	225	201	24
EAST	219	197	22
MAHADEVPURA	235	218	17
SOUTH	167	156	11
YELAHANKHA	137	126	11
WEST	64	60	4
DASARAHALLI	30	29	1
RR NAGAR	32	31	1
TOTAL	1109	1018	91





HOSPITAL & CCC ADMISSIONS LAST 15 DAYS TREND



* Only Government Quota Admissions through CHBMS considered

* Only Fresh Admissions considered



COVID BED STATUS AS ON 15.09.2021



SR. NO.	Facility Type	No. of Hospital	Total Allocated Beds for C+ Patients					Occupied Beds for C+ Patients					Net Available Beds for C+ Patients				
			Gen Beds	HDU	ICU Beds	ICU-V	Total	Gen Beds	HDU	ICU Beds	ICU-V	Total	Gen Beds	HDU	ICU Beds	ICU-V	Total
1	Government Medical Colleges	4	20	621	53	76	770	0	20	14	1	35	20	601	39	75	735
2	Government Hospitals	16	649	210	65	127	1,051	26	19	5	6	56	623	191	60	121	995
3	Covid Care Centers	7	265					36					229				
Total Beds		27	934	831	118	203	2,086	62	39	19	7	127	872	792	99	196	1,959

* Status as on 15.09.2021 – 6:00 PM

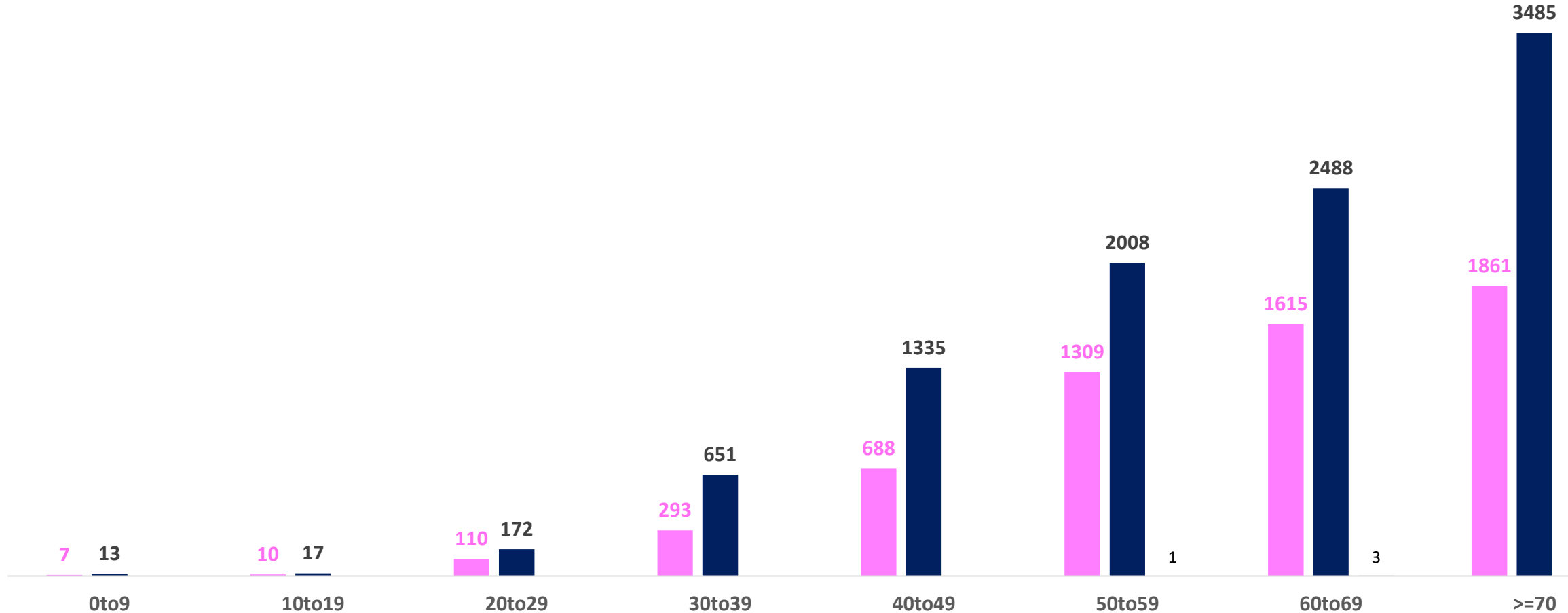


AGE AND GENDER WISE DISTRIBUTION OF DEATH CASES



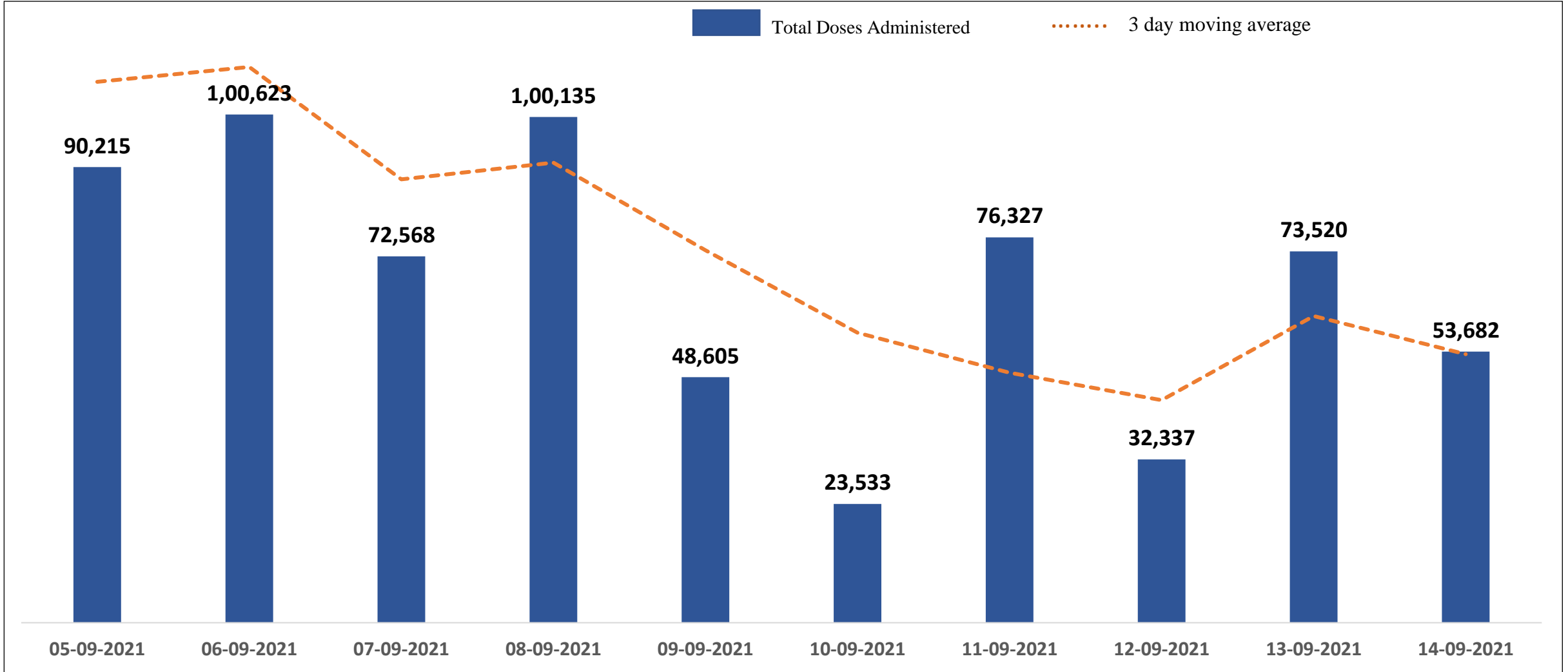
Death Cases: 16,066

Female Male Transgender





TOTAL VACCINE DOSES ADMINISTERED IN LAST 10 DAYS

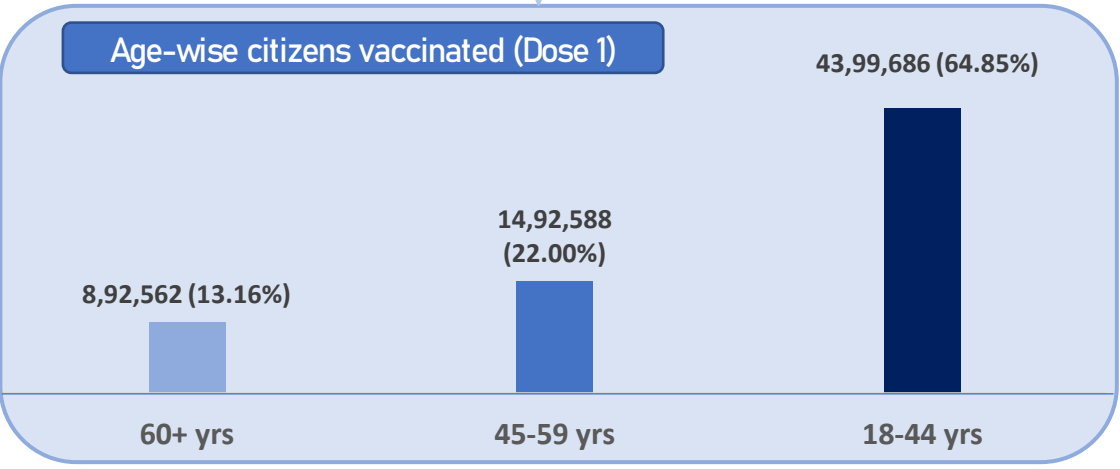
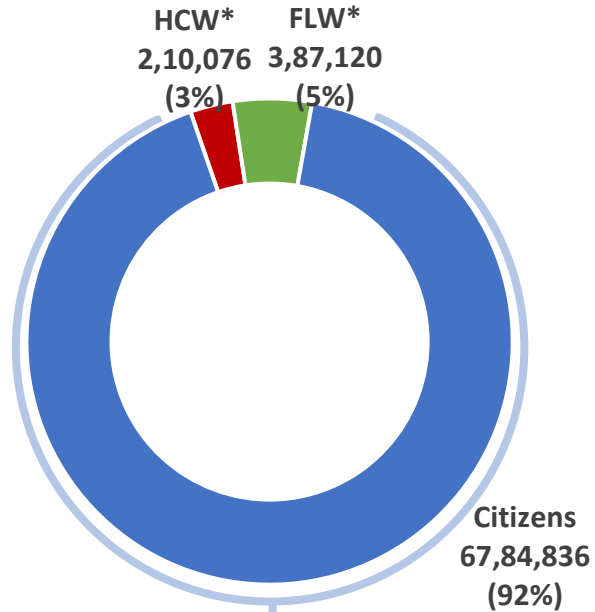




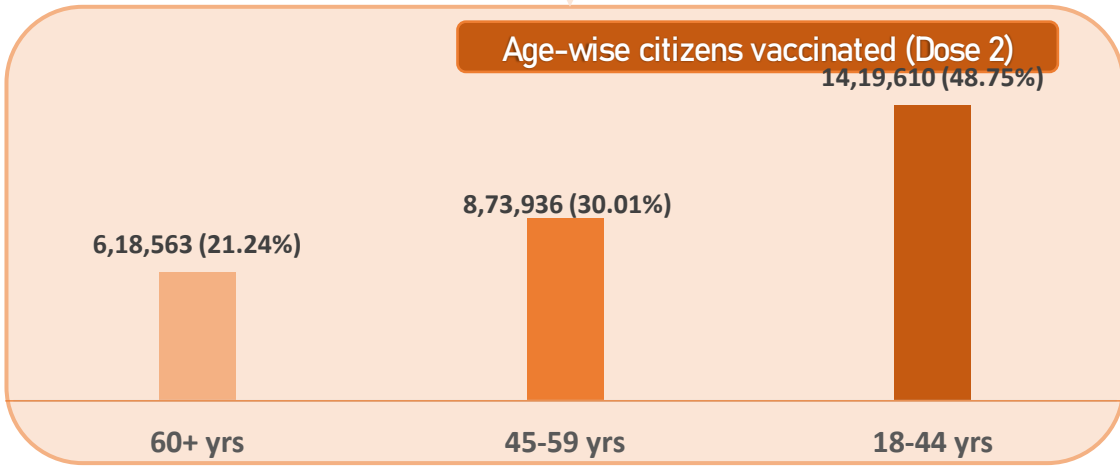
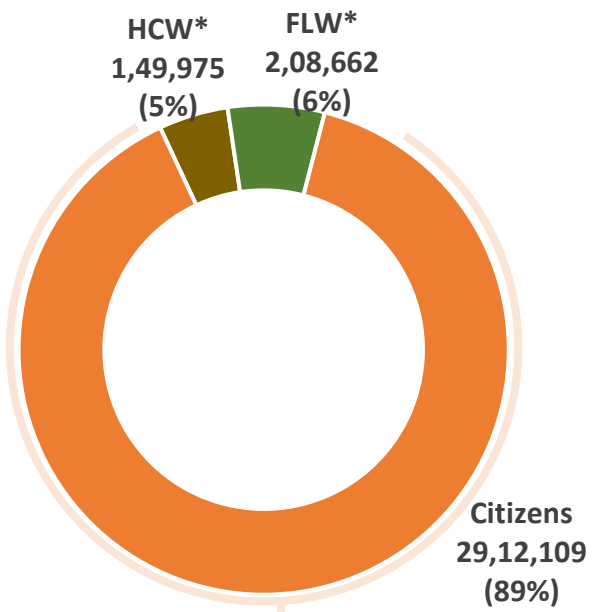
CATEGORY WISE CUMULATIVE VACCINATION IN BBMP



Dose 1



Dose 2



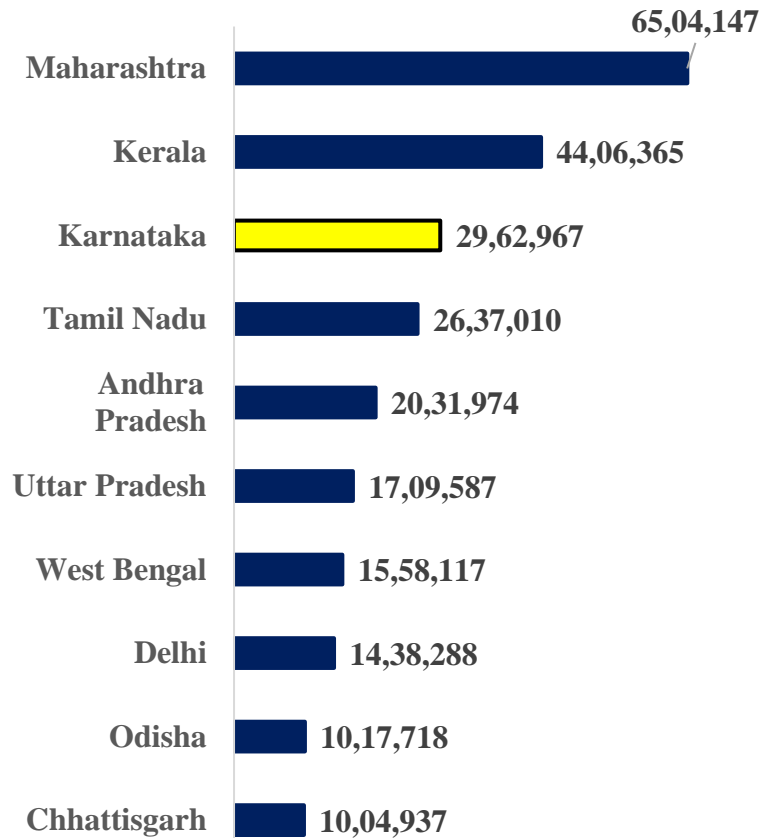
*HCW : Health Care Workers
*FLW : Front Line Workers



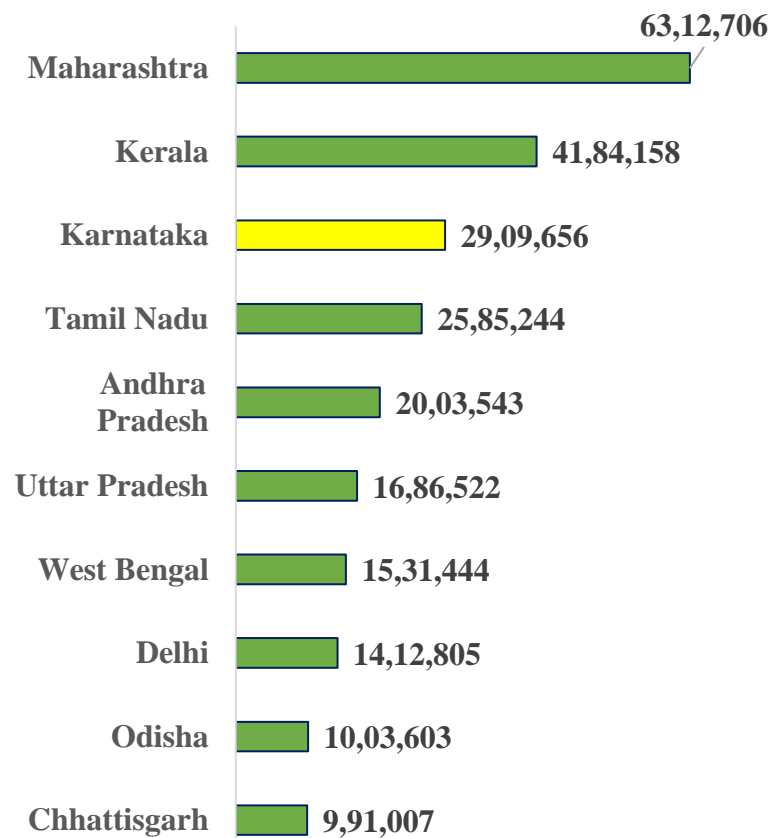
TOP 10 COVID19 AFFECTED INDIAN STATES



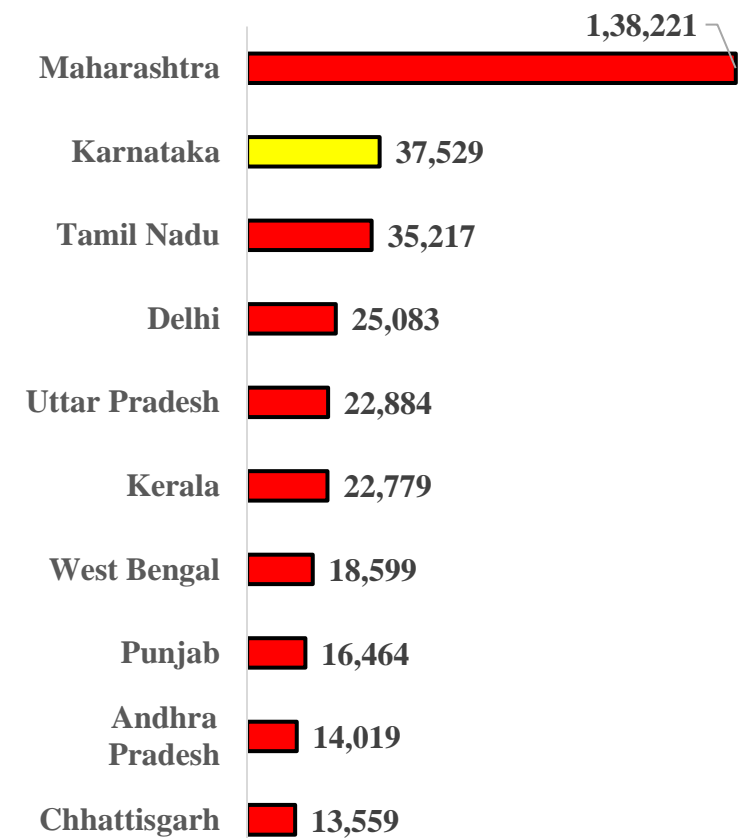
Total Positive Cases



Total Recovered Cases



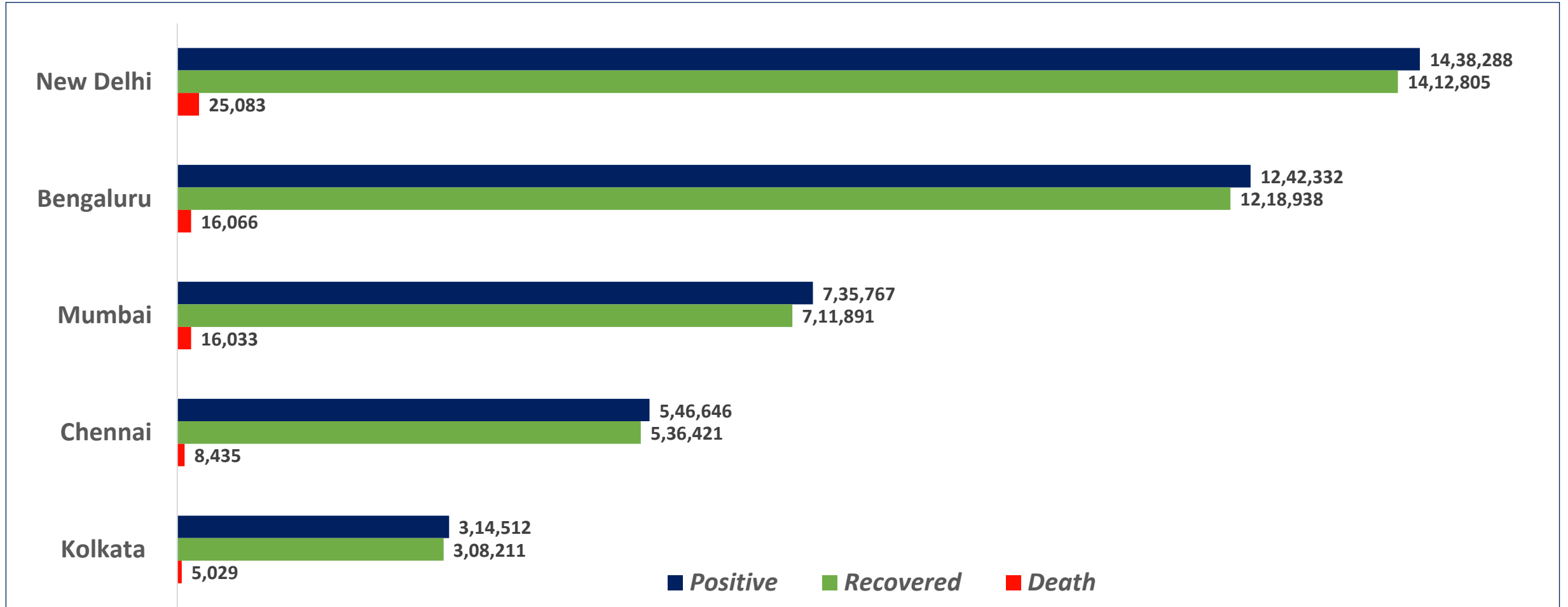
Total Death Cases



Source : <https://www.covid19india.org/> at 6:00 pm (15.09.2021)



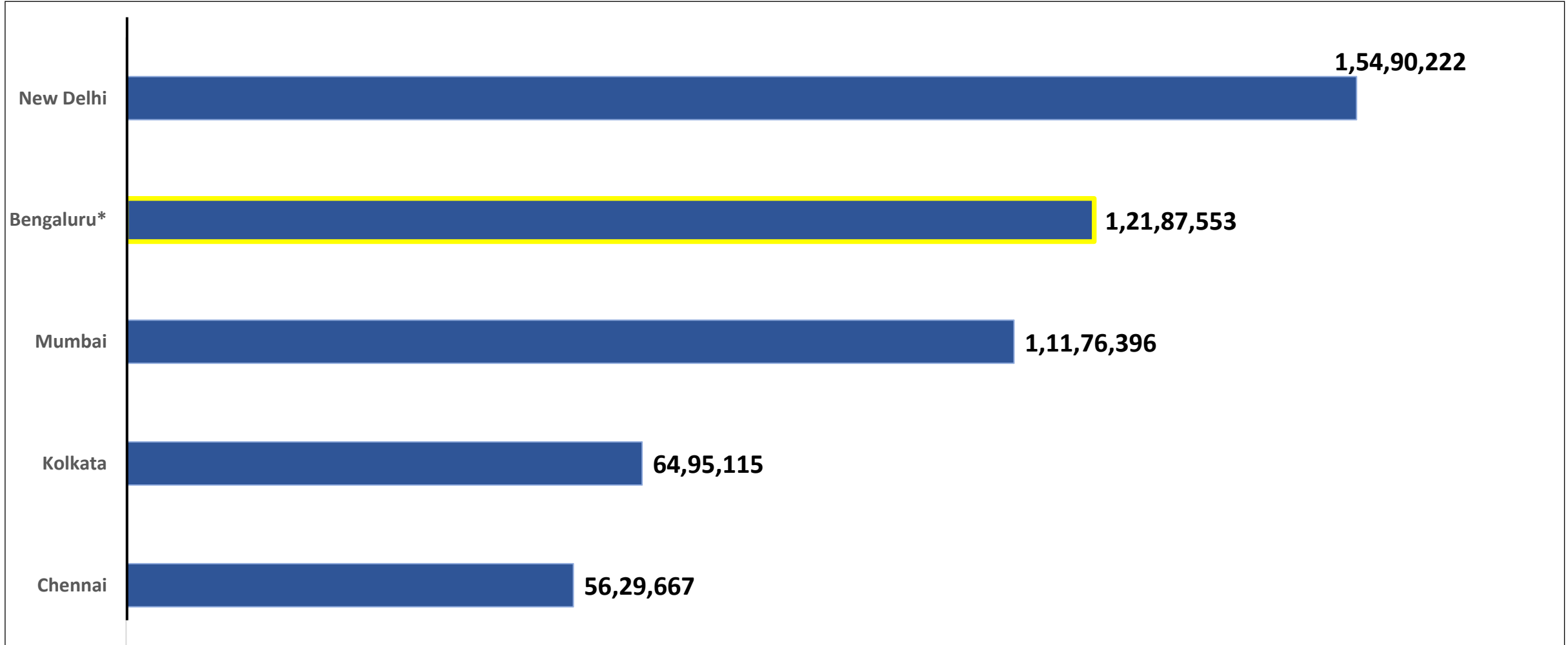
BENGALURU AND OTHER METROPOLITAN CITIES



Source : <https://www.covid19india.org/> at 6:00 pm (15.09.2021)



VACCINE DOSES ADMINISTERED IN BENGALURU AND OTHER METROPOLITAN CITIES



Source : <https://dashboard.cowin.gov.in/> at 6:00 pm (15.09.2021)

*includes BBMP & Bengaluru Urban



SNAPSHOT OF COVID-19 CASES IN BENGALURU URBAN



**Total Wards With
< =10 Cases* :
124**

**Tests Conducted
On 14.09.2021:
59,977**

**Recovery
Rate:
98.12%**

**Total
Active Cases :
7,328**

**Total Vaccinated on
14.09.2021:
53,682**

**Positivity
Rate* :
0.55%**

**Active
Rate:
0.59%**

**Case
Fatality Rate* :
1.24%**



*Total positive cases In the past 10 days

*CFR and positivity is for Past 7 days



ಬೃಹತ್ ಬೆಂಗಳೂರು ಮಹಾನಗರ ಪಾಲಿಕೆ
Bruhat Bengaluru Mahanagara Palike



Download BBMP Bulletin	https://apps.bbmpgov.in/covid19/mediabulletin.php
For BBMPCovid19 Bed Status:	https://apps.bbmpgov.in/covid19/en/Bedstatus.php
To register for vaccination :	https://selfregistration.cowin.gov.in/
BBMP COVID19 Dashboard:	https://apps.bbmpgov.in/covid19/
Follow us on:	 www.facebook.com/bbmp.comm1/
	 twitter.com/BBMPCOMM

Issued by:

Honorable Chief Commissioner, BBMP
Special Commissioner Health & IT, BBMP
MD, Bengaluru Smart City Limited

THANK YOU !

ಅರೋಗ್ಯ ಮತ್ತು ಕುಟುಂಬ ಕಲ್ಯಾಣ ಇಲಾಖೆ
ಶ್ರೀ ನರೇಂದ್ರ ಮೋದಿ
ಪ್ರಧಾನ ಮಂತ್ರಿಗಳು
ಶ್ರೀ ಬಸವರಾಜ ಎಸ್. ಬೊಮ್ಮಾಯಿ
ಸಹಾಯಕ ಮುಖ್ಯಮಂತ್ರಿಗಳು

ಬೃಹತ್ ಅಂತರಾಷ್ಟ್ರೀಯ
ಉಚಿತ ಲಸಿಕಾ
ಅಭಿಯಾನ

ಶುಕ್ರವಾರ
17/09/2021
ರಂದು

ಬೃಹತ್
ಕೋವಿಡ್-19
ಲಸಿಕಾ
ಮೇಳ

ಬನ್ನಿ, ಅರ್ಹ ಫಲಾನುಭವಿಗಳು ಪಾಲ್ಗೊಳ್ಳಿ

ಸಕಾಲದಲ್ಲೇ ಲಸಿಕೆ ಪಡೆದು
ಸಂಪೂರ್ಣ ಸುರಕ್ಷತೆ ಪಡೆಯಿರಿ.

www.cowin.gov.in
ಇಲ್ಲಿ ಲಸಿಕೆಗಾಗಿ ನೋಂದಾಯಿಸಿಕೊಳ್ಳಿ

ಹೆಚ್ಚಿನ ಮಾಹಿತಿಗಾಗಿ 24X7 ಉಚಿತ ಅರೋಗ್ಯ
ಸಹಾಯವಾಣಿ 104 ಕ್ಕೆ ಕರೆ ಮಾಡಿ

ಎಲ್ಲರಿಗೂ ಅರೋಗ್ಯ ಎಲ್ಲೆಡೆಯೂ ಅರೋಗ್ಯ